

PPTC RESETTABLE

FUSES


MSMD1812 Series

Features

- ◆ Surface Mount Devices
- ◆ Standard 4532mm(1812mils) footprint
- ◆ Surface mount packaging for automated assembly
- ◆ Compatible with Pb and Pb-free solder Re flow profiles.
- ◆ UL(E352136), C-UL(E352136), TUV(R50322001)
- ◆ RoHS, Reach, HF compliance

Applications

- ◆ Over current and over temperature protection of automotive electronics
- ◆ PC motherboards, Hard disk driver, and PC peripherals
- ◆ POS Equipment
- ◆ USB port protection
- ◆ HDMI source protection



电气特性：


P/N	保持电流	跳脱电流	最大电压	最大电流	最大动作时间		消耗功率	电阻范围 (Ω)	
	I_H (A)	I_T (A)	V_{max} (V)	I_{max} (A)	(A)	(Sec.)	Pd_{typ} (W)	R_{min}	$R1_{max}$
TLC-MSMD010	0.10	0.30	60	10	0.5	1.50	0.8	0.700	15.00
TLC-MSMD014	0.14	0.34	60	10	1.5	0.15	0.8	0.400	6.50
TLC-MSMD020	0.20	0.40	30	10	8.0	0.20	0.8	0.750	5.00
TLC-MSMD020/60	0.20	0.40	60	10	1.5	0.15	0.8	0.400	6.000
TLC-MSMD030	0.30	0.60	30	10	8.0	0.10	0.8	0.300	3.000
TLC-MSMD035	0.35	0.70	16	40	8.0	0.10	0.8	0.200	1.800
TLC-MSMD050	0.50	1.00	15	40	8.0	0.15	0.8	0.150	1.000
TLC-MSMD075	0.75	1.50	16	40	8.0	0.20	0.8	0.110	0.450
TLC-MSMD075/24	0.75	1.50	24	40	8.0	0.20	0.8	0.110	0.450
TLC-MSMD075/33	0.75	1.50	33	40	8.0	0.20	0.8	0.110	0.450
TLC-MSMD110	1.10	2.20	6	100	8.0	0.30	0.8	0.040	0.225
TLC-MSMD110/16	1.10	2.20	16	100	8.0	0.50	0.8	0.040	0.225
TLC-MSMD110/24	1.10	2.20	24	100	8.0	0.50	1.2	0.055	0.180
TLC-MSMD125	1.25	2.50	6	40	8.0	0.40	0.8	0.035	0.140
TLC-MSMD150	1.50	3.00	6	100	8.0	0.50	0.8	0.030	0.120
TLC-MSMD150/12	1.50	3.00	12	100	8.0	0.50	1.0	0.030	0.120
TLC-MSMD150/16	1.50	3.00	16	100	8.0	0.50	0.8	0.030	0.120
TLC-MSMD150/24	1.50	3.00	24	100	8.0	1.50	1.2	0.030	0.140
TLC-MSMD160	1.60	3.20	8	100	8.0	1.00	1.0	0.025	0.120
TLC-MSMD160/12	1.60	3.20	12	100	8.0	1.00	1.0	0.025	0.120
TLC-MSMD160/16	1.60	3.20	16	40	8.0	1.00	1.0	0.025	0.120
TLC-MSMD200	2.00	4.00	8	100	8.0	3.00	1.2	0.020	0.080
TLC-MSMD250/16	2.50	5.00	16	100	8.0	5.00	1.2	0.015	0.100
TLC-MSMD260	2.60	5.20	6	100	8.0	5.00	1.2	0.015	0.080
TLC-MSMD300	3.00	6.00	6	100	8.0	5.00	1.2	0.012	0.060

PPTC RESETTALBE

FUSES

MSMD1812 Series

产品尺寸 (Unit: mm) :



P/N	Marking (标识)	A		B		C		D
		Min.	Max.	Min.	Max.	Min.	Max.	Min.
TLC-MSMD010	T010	4.37	4.73	3.07	3.41	0.80	1.20	0.30
TLC-MSMD014	T014	4.37	4.73	3.07	3.41	0.80	1.20	0.30
TLC-MSMD020	T020	4.37	4.73	3.07	3.41	0.80	1.20	0.30
TLC-MSMD020/60	T020	4.37	4.73	3.07	3.41	0.80	1.20	0.30
TLC-MSMD030	T030	4.37	4.73	3.07	3.41	0.80	1.20	0.30
TLC-MSMD035	T035	4.37	4.73	3.07	3.41	0.60	1.00	0.30
TLC-MSMD050	T050	4.37	4.73	3.07	3.41	0.60	1.00	0.30
TLC-MSMD075	T075	4.37	4.73	3.07	3.41	0.60	1.00	0.30
TLC-MSMD075/24	T075	4.37	4.73	3.07	3.41	0.60	1.00	0.30
TLC-MSMD075/33	T075	4.37	4.73	3.07	3.41	0.60	1.00	0.30
TLC-MSMD110	T110	4.37	4.73	3.07	3.41	0.60	1.00	0.30
TLC-MSMD110/16	T110	4.37	4.73	3.07	3.41	0.60	1.00	0.30
TLC-MSMD110/24	T110	4.37	4.73	3.07	3.41	0.80	1.20	0.30
TLC-MSMD125	T125	4.37	4.73	3.07	3.41	0.45	0.85	0.30
TLC-MSMD150	T150	4.37	4.73	3.07	3.41	0.45	0.85	0.30
TLC-MSMD150/12	T150	4.37	4.73	3.07	3.41	0.45	0.85	0.30
TLC-MSMD150/16	T150	4.37	4.73	3.07	3.41	0.45	0.85	0.30
TLC-MSMD150/24	T150	4.37	4.73	3.07	3.41	1.20	1.70	0.30
TLC-MSMD160	T160	4.37	4.73	3.07	3.41	0.45	0.85	0.30
TLC-MSMD160/12	T160	4.37	4.73	3.07	3.41	0.45	0.85	0.30
TLC-MSMD160/16	T160	4.37	4.73	3.07	3.41	0.45	0.85	0.30
TLC-MSMD200	T200	4.37	4.73	3.07	3.41	0.60	1.00	0.30
TLC-MSMD250/16	T250	4.37	4.73	3.07	3.41	0.60	1.00	0.30
TLC-MSMD260	T260	4.37	4.73	3.07	3.41	0.60	1.00	0.30
TLC-MSMD300	T300	4.37	4.73	3.07	3.41	0.60	1.00	0.30

PPTC RESETTALBE

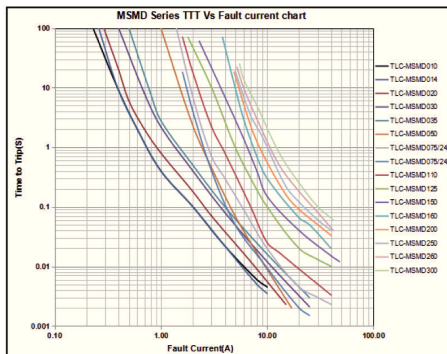
FUSES

MSMD1812 Series

环境温度与工作电流关系特性曲线：

P/N	工作环境温度								
	-40℃	-20℃	0℃	25℃	40℃	50℃	60℃	70℃	85℃
TLC-MSMD010	0.16	0.14	0.12	0.10	0.08	0.07	0.06	0.05	0.03
TLC-MSMD014	0.23	0.19	0.17	0.14	0.12	0.10	0.09	0.08	0.06
TLC-MSMD020	0.29	0.26	0.23	0.20	0.17	0.15	0.14	0.12	0.10
TLC-MSMD020/60	0.29	0.26	0.23	0.20	0.17	0.15	0.14	0.12	0.10
TLC-MSMD030	0.44	0.39	0.35	0.30	0.26	0.23	0.21	0.18	0.15
TLC-MSMD035	0.51	0.46	0.41	0.35	0.30	0.27	0.25	0.21	0.18
TLC-MSMD050	0.77	0.68	0.59	0.50	0.44	0.40	0.37	0.33	0.29
TLC-MSMD075	1.15	1.01	0.88	0.75	0.65	0.60	0.55	0.49	0.43
TLC-MSMD075/24	1.15	1.01	0.88	0.75	0.65	0.60	0.55	0.49	0.43
TLC-MSMD075/33	1.15	1.01	0.88	0.75	0.65	0.60	0.55	0.49	0.43
TLC-MSMD110	1.59	1.43	1.26	1.10	0.95	0.87	0.80	0.71	0.60
TLC-MSMD110/16	1.59	1.43	1.26	1.10	0.95	0.87	0.80	0.71	0.60
TLC-MSMD110/24	2.00	1.70	1.40	1.10	0.95	0.88	0.80	0.73	0.61
TLC-MSMD125	1.80	1.63	1.43	1.25	1.08	0.99	0.91	0.81	0.68
TLC-MSMD150	2.17	1.95	1.72	1.50	1.30	1.18	1.09	0.97	0.82
TLC-MSMD150/12	2.17	1.95	1.72	1.50	1.30	1.18	1.09	0.97	0.82
TLC-MSMD150/16	2.17	1.95	1.72	1.50	1.30	1.18	1.09	0.97	0.82
TLC-MSMD150/24	2.17	1.95	1.72	1.50	1.30	1.18	1.09	0.97	0.82
TLC-MSMD160	2.30	2.20	1.90	1.60	1.45	1.30	1.15	1.03	0.91
TLC-MSMD160/12	2.30	2.20	1.90	1.60	1.45	1.30	1.15	1.03	0.91
TLC-MSMD160/16	2.30	2.20	1.90	1.60	1.45	1.30	1.15	1.03	0.91
TLC-MSMD200	3.08	2.71	2.35	2.00	1.80	1.60	1.50	1.40	1.25
TLC-MSMD250/16	3.85	3.45	3.00	2.50	2.05	1.85	1.75	1.30	1.10
TLC-MSMD260	4.00	3.52	3.06	2.60	2.34	2.08	1.95	1.39	1.04
TLC-MSMD300	4.40	3.90	3.50	3.00	2.60	2.30	2.10	1.80	1.50

动作电流时间曲线表：



The Time to Trip curves represent typical performance of a device in a simulated application environment. Actual performance in specific customer applications may differ from these values due to the influence of other variables.

PPTC RESETTALBE

FUSES

MSMD1812 Series

标准包装数量：

Model	Q'ty/Reel
TLC-MSMD150/24	1000pcs
TLC-MSMD010~TLC-MSMD035, TLC-MSMD110/24,	1500pcs
TLC-MSMD200~TLC-MSMD300	1500pcs
TLC-MSMD050~TLC-MSMD160	2000pcs

Note: Reel packaging per EIA-481-1 standard

6、Agency Recognition:



Caution: Operation beyond the rated voltage or current may result in rupture electrical arcing or flame. Specifications are subject to change without notice.